

First Aid Regulation



Do all employees know who the first aid attendant is and how to contact them? Also is the first aid attendant someone who's position/job allows them to be available without undue delay?

The First Aid Regulations outline the requirements for first aid training and first aid supplies in workplaces. These include: based on the number of people in the workplace, at least one employee (per shift) with a valid emergency first aid certificate; based on number of people in the workplace an appropriate first aid kit; first aid kits to be maintained and kept stocked; ensure the a safe and timely means of transport where an injured person needs transportation to an emergency care facility; the need for a written remote location plan where the worksite is in a remote location.

The regulation allows 2 or more employers to collectively provide and maintain at each of their worksites the supplies, services and first aid attendants required by the regulations if they enter into a **written** agreement. A copy of the agreement will be kept and made available at each of the worksites covered by the agreement.

First aid certificates have to be issued by an organization that is approved, under the Canada Labour Code, to deliver courses and issue certificates. A list of the approved organizations is maintained by Human Resources and Skills Development Canada and may be accessed [here](#).

For further information on the requirements of the regulations please go to [First Aid Regulations](#) or you may access the [Reference Guide](#).

Chain Shot Hazard Alert

The OHS Division recently posted a "Chain Shot-Mechanical Harvester/Logger" Hazard Alert on its Knowledge Base site.

'Chain shot' are pieces of saw chain that fly free when a chain breaks during use. These pieces of chain travel at very high speeds and can forcibly strike anyone or objects in their path. The possibility

of chain shot is present during the operation of any kind of logging machinery equipped with a guide bar and saw.

Recently a person was injured while operating a mechanical harvester, and a piece of chain broke off the processing head and flew through the protective glass of the harvester striking the operator in the chest.

Some preventive measures include:

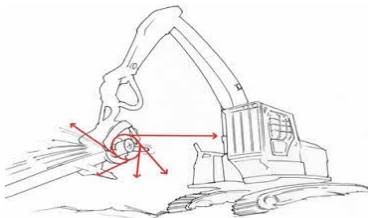
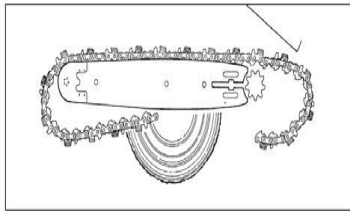
- Operate machinery as per the Manufacturer specifications, particularly the maintenance and inspection requirements
- Where available from Manufacturer retro fit cutting heads with safeguards
- Use correct amount and type of lubricant on chains (continued)

Upcoming Events:

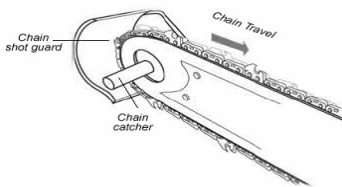
- ◆ 4th Annual Construction Industry Briefing. February 6, 2012. Dartmouth Holiday Inn.
- ◆ Safety Services NS Annual Safety Conference. March 28-30, 2012. Westin Hotel, Halifax.
- ◆ CNIB Eye Injury Awareness Workshops. February, April and May
- ◆ Canadian Agricultural Safety Week, March 11-17, 2012

This Issue:

<i>First Aid Regulation</i>	1
<i>Chain Shot Hazard</i>	1-2
<i>Canadian Agriculture Safety Week</i>	2
<i>4th Annual Construction Industry Briefing</i>	2
<i>DeWalt Safety Notice</i>	3
<i>CNIB Eye Injury Workshops</i>	3
<i>Common Orders</i>	4



Chain shot can travel in many directions.



Illustrations from Oregon Cutting Systems

Chain Shot Hazard Alert

- Inspect chains before using them; train operators to properly inspect and report problems (cracks, worn parts, loose rivets) with saw chains, bars, sprockets and other saw head components; do not use until problems have been fixed
- When operating the equipment, where possible, position the head in a direction that if the chain breaks it would not travel towards any people.

After a chain breaks, the free end begins to whip away. If not contained by a safeguard,

the free end speeds up and at the peak of the whip chain parts may break loose and be ejected at high speed striking anything in its path.

Additional information and resources regarding this hazard may be found at:

⇒ [WorkSafe BC video](#) (2 minutes; YouTube)

⇒ [WorkSafe BC Hazard Alert](#)

⇒ [BC Forest Safety Council Safety Alert of the Month](#) (pdf)

⇒ [Oregon Cutting Systems Chain Shot Safety Information](#)



Canadian Agriculture Safety Week, March 11-17, 2012

Plan-Farm-Safety is the theme of the three year Canadian Agriculture Safety Campaign.

This year the emphasis will be on “Safety”; including assessment, improvement and further development of safety systems

The year long campaign will be launched during the March 11-17 Safety Week.

A complete Media Kit is available for download at: [Plan Farm Safety](#) or the [Canadian Federation of Agriculture](#)

The Contacts for Media link in the Media Kit will allow you to contact your provincial representative to find out more about what is going on in your area.

For Nova Scotia:
Society of Farm Safety NS
c/o Trevor Davison
tdavison@nsfa-fane.ca or
(902) 893-2293 ext. 226

4th Annual Construction Industry Briefing

There is still time to register for this all day event (as reported in our January OHS Issue). Sessions will cover such topics as:

- Technical Safety Act—status report, elevators and lifts, electrical;
- Workplace Health and Safety— Administrative Penalties and Regulatory updates;
- New Contract Procurement Guidelines;
- Workers Compensation Board—new proposed rate setting model;
- Labour Market Statistics;

- Jobs Here Strategy and Continuing Education;
- IRAP Funding and DTAP;
- Construction Demolition Incentives and Future.

Registration Fees:
\$150 (+HST) after January 20.

Registration forms are available for download at: [Construction Association of Nova Scotia](#) .

Brought to you by the Construction Association of Nova Scotia and the Department of Labour and Advance Education.

Dewalt Large Angle Grinder Safety Notice

The OHS Division recently became aware of and posted a link to a Safety Notice issue by Dewalt regarding several models of their large angle grinders.

The Safety Notice was issued November 28, 2011.

In it Dewalt notes that under certain circumstances side handles on the grinders may break causing the user to lose control.

Large angle grinder from the noted list, with a manufacturing date before 2011-32 (year and week of manufacture), are affected. The code may be found on the box and engraved on the bottom of the grinder gear case in 8 digit code. The first 4 numbers are the year and the next 2 are the week; the final 2 are the plant where it

was manufactured and is not necessary in this case.

Model numbers affected are:

- D28474 W—7 inch large angle grinder, 8000 RPM
- D28494 S—7 inch large angle grinder, 6000 RPM
- D28493 N—9 inch large angle grinder, 5000 RPM
- D28494 N—9 inch large angle grinder, 6000 RPM
- D28497—7/9 inch large angle sander, 8000 RPM
- D28474 W—7 inch large angle grinder, 6000 RPM
- D28499 X—7/9 inch large angle grinder, 6000 RPM

Replacement handles may be ordered in 1 of 4 ways:

1. Call 1-800-916-7004 (8-5 Eastern time)

2. E-mail the order form (using LAG Handle REQUEST in the subject line) to support.dewalt@dewalt.com
3. Fax order form to 1-800-896-3084 for free replacement handles
4. Order replacement handles through authorized Dewalt Service center. Locations may be found at www.dewalt.com/find-service-center.aspx

Follow this link to view the [Dewalt Safety Notice](#) (pdf)



Potential problem with side handle

CNIB Eye Injury Awareness Workshops

More than 1,400 workplace eye injuries occur each year in Nova Scotia.

You can attend one of several free workshops being offered around the province for employers, workers and the public.

To register online for a workshop near you please go to:

[CNIB 2012 Workshops](#)
(scroll down page)

Workshops will be held on selected dates from February 15 through to May 9th at Nova Scotia Community College campuses in:

Yarmouth, February 15, Burridge Campus 1:30 to 4:00
 Bridgewater, February 16, Lunenburg Campus 8:00 to 10:30
 Truro, April 17, Truro Campus 1:30 to 4:00
 Stellarton, April 18, Pictou Campus 9:30 to 12:00
 Kentville, May 7, Kingstec Campus 1:30 to 4:00
 Dartmouth, May 8, Akerley Campus 8:00 to 10:00 and
 Sydney, May 9, Marconi Campus 9:30 to 12:00.

MORE THAN 1,400 WORKPLACE EYE INJURIES are reported in Nova Scotia each year. A few devastating seconds is all it takes to go from 20/20 vision to no vision when protective eyewear isn't worn. The impact of eye injury on organizations is significant; to injured workers and their families it's life altering.

Are you protected?

You can attend one of the **FREE** eye safety workshops being offered around the province for employers, workers and the public. To learn more about what you can do to ensure eye safety, register online at www.web.ns.ca/CNIB2012workshops for the workshop of your choice.

Yarmouth	NSCC Burridge Campus	February 15	1:30-4:00
Bridgewater	NSCC Lunenburg Campus	February 16	8:00-10:30
Truro	NSCC Truro Campus	April 17	1:30-4:00
Stellarton	NSCC Pictou Campus	April 18	9:30-12:00
Kentville	NSCC Kingstec Campus	May 7	1:30-4:00
Dartmouth	NSCC Akerley Campus	May 8	8:00-10:30
Sydney	NSCC Marconi Campus	May 9	9:30-12:00

**LABOUR AND ADVANCED
EDUCATION**

Occupational Health and Safety Division
P.O. Box 697
Halifax, NS
B3J 2R7

Phone: 902-424-5400
Fax: 902-424-5640
Toll Free: 1-800-952-2687 (9-LABOUR)
E-mail: ohsdivision@gov.ns.ca

For further information come see us on
the Web at:

<http://gov.ns.ca/lae/healthandsafety/>

or our OHS Knowledgebase
[Knowledgebase](#)

Common Orders

The following are some of the more common orders our OH&S Officers write for violations:

- ◆ Requirement for a Health and Safety Representative (where there are 5 or more employees in a workplace)
- ◆ Availability of Material Safety Data Sheets (non existent or older than 3 years)
- ◆ No Violence Risk Assessment
- ◆ No written OH&S Policy
- ◆ Fire Protection and escape
- ◆ Wrong CSA Grade portable ladders in the workplace (grade 3 is classified as household)

Links to related agencies:

- [Nova Scotia WCB](#)
- [Workers Compensation Appeals Tribunal \(WCAT\)](#)
- [Workers' Advisers Program \(WAP\)](#)
- [Workplace Safety and Insurance System \(WSIS\)](#)
- [Office of the Employer Advisor Nova Scotia](#)
- [Service Canada / Français](#)
- [Canadian Centre for Occupational Health and Safety \(CCOHS\) / Français](#)
- [CanOSH \(Canada's National Workplace Health and Safety Website\) / Français](#)
- [CCOHS Free e-learning courses](#)